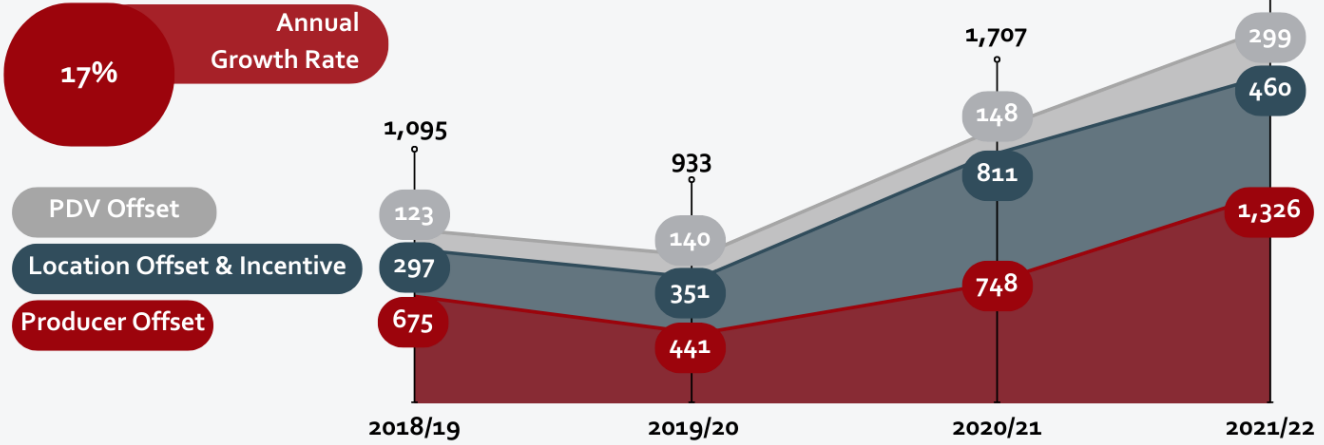


# Key Findings from the Study on the Impact of Film and Television Production Incentives in Australia

February 2023

## Expenditure of Offset-Supported Productions

2018/19 to 2021/22 (A\$m)

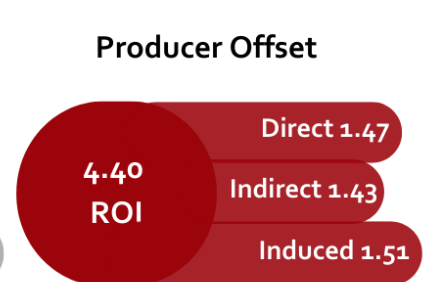
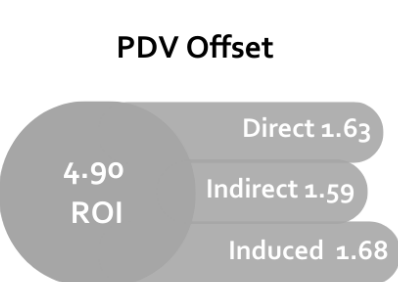
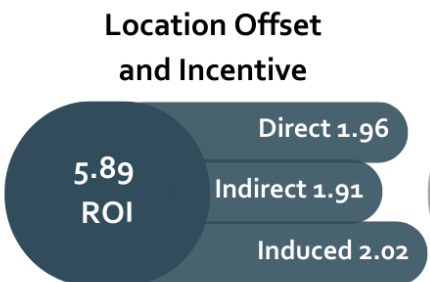


**GVA**  
Between 2018/19 and 2021/22 (A\$m)

|                               | Direct       | Indirect     | Induced      | Total        |
|-------------------------------|--------------|--------------|--------------|--------------|
| Location Offset and Incentive | 705          | 687          | 726          | 2,119        |
| PDV Offset                    | 243          | 237          | 250          | 731          |
| Producer Offset               | 1,003        | 976          | 1,029        | 3,008        |
| <b>Total</b>                  | <b>1,951</b> | <b>1,900</b> | <b>2,006</b> | <b>5,857</b> |

**FTE Jobs**  
Supported in 2021/22

|                               | Direct       | Indirect     | Induced      | Total         |
|-------------------------------|--------------|--------------|--------------|---------------|
| Location Offset and Incentive | 1,700        | 1,700        | 1,600        | 5,000         |
| PDV Offset                    | 1,100        | 1,000        | 1,000        | 3,100         |
| Producer Offset               | 4,300        | 4,200        | 4,000        | 12,500        |
| <b>Total</b>                  | <b>7,100</b> | <b>6,900</b> | <b>6,600</b> | <b>20,600</b> |



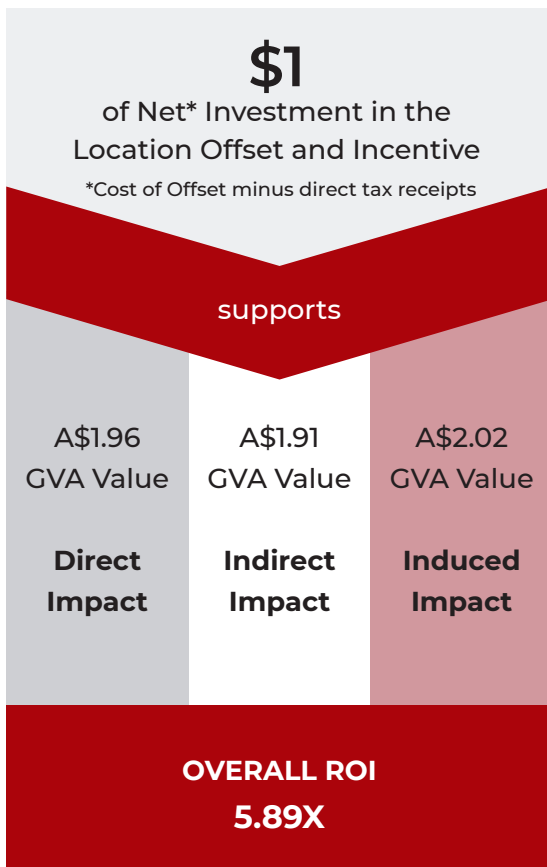
# 30% Location Offset



attract investment and grow capacity

**1** Australia's Location Incentive is **close to running out**

**2** The Location Incentive is combined with the 16.5% Location Offset for a **competitive 30% rate** and offers great ROI

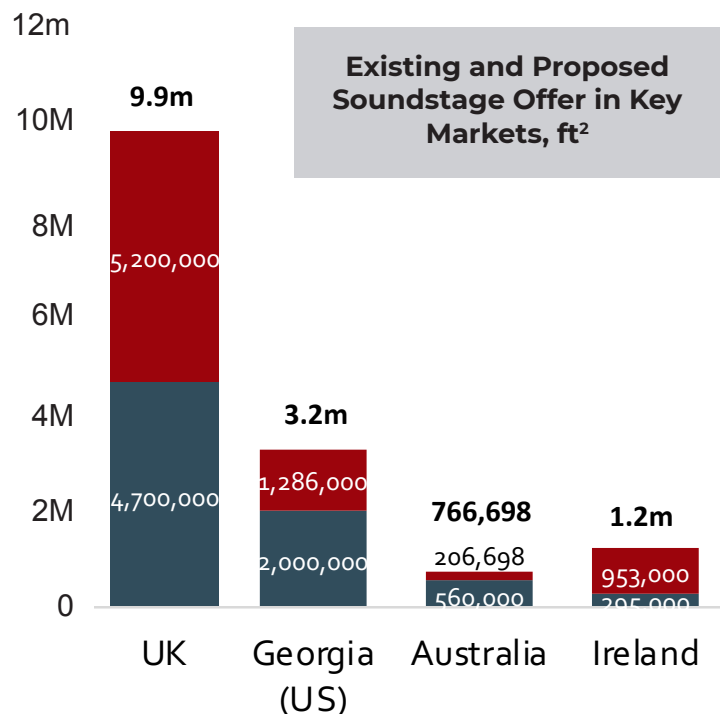


Above attributed to the Location Offset and Incentive between FY 2018/19 - 2021/22

**3** This is what is required to be competitive:

|                |                            |
|----------------|----------------------------|
| United Kingdom | <b>25%</b>                 |
| Ireland        | <b>32%</b>                 |
| Georgia        | 20% + 10% = <b>30%</b>     |
| Australia      | 16.5% + 13.5% = <b>30%</b> |

**4** Investment is flowing to those jurisdictions that offer **competitive and certain incentives**



Source: Olsberg·SPI's analysis of FilmLA Sound Stage Production Report 2020, Studio Announcements (see page 71 of Olsberg·SPI's Study on the Impact of Film and Television Production Incentives in Australia)